


S47**S Spindlersfeld – S Südkreuz Bhf****→ S47**


S-Bahn Berlin GmbH

Alle Züge 2. Klasse und 
(Tarif des Verkehrsverbundes Berlin-Brandenburg [VBB])

| Verkehrshinweise | montags bis freitags, nicht an Feiertagen | | | | | | | | | | | | | | |
|-----------------------------|---|-----|-----|-----|--|-----|-----|----|------|--|--|--|--|--|--|
| | 010 | 030 | 050 | 110 | | 410 | 430 | 20 | 2350 | | | | | | |
| S Spindlersfeld ab | 010 | 030 | 050 | 110 | | 410 | 430 | 20 | 2350 | | | | | | |
| S Oberspree | 013 | 033 | 053 | 113 | | 413 | 433 | | 2353 | | | | | | |
| S Schöneweide Bhf | 016 | 036 | 056 | 116 | | 416 | 436 | | 2356 | | | | | | |
| S Schöneweide Bhf ab | 016 | 036 | | | | | 436 | | 2356 | | | | | | |
| S Baumschulenweg | 019 | 039 | | | | | 439 | | 2359 | | | | | | |
| S Köllnische Heide | 022 | 042 | | | | | 442 | | 002 | | | | | | |
| S+U Neukölln | 024 | 044 | | | | | 444 | | 004 | | | | | | |
| S+U Hermannstr. | 026 | 046 | | | | | 446 | | 006 | | | | | | |
| S+U Tempelhof | 030 | 050 | | | | | 450 | | 010 | | | | | | |
| S Südkreuz Bhf | 032 | 052 | | | | | 452 | | 012 | | | | | | |

S47**S Spindlersfeld – S Südkreuz Bhf****→ S47**


S-Bahn Berlin GmbH

Alle Züge 2. Klasse und 
(Tarif des Verkehrsverbundes Berlin-Brandenburg [VBB])

| | samstags | | | | | | | | | | | | | | | | | |
|-------------------------|----------|------|------|------|----|------|----|------|------|----|-------|--|--|--|--|--|--|--|
| Verkehrshinweise | | | | | | | | | | | | | | | | | | |
| S Spindlersfeld | ab | 0 10 | 0 30 | 0 50 | 20 | 4 50 | 20 | 6 10 | 6 30 | 20 | 23 50 | | | | | | | |
| S Oberspre | | 0 13 | 0 33 | 0 53 | | 4 53 | | 6 13 | 6 33 | | 23 53 | | | | | | | |
| S Schönevide Bhf | o | 0 16 | 0 36 | 0 56 | | 4 56 | | 6 16 | 6 36 | | 23 56 | | | | | | | |
| S Schönevide Bhf | ab | 0 16 | 0 36 | | | | | | 6 36 | | 23 56 | | | | | | | |
| S Baumschulenweg | | 0 19 | 0 39 | | | | | | 6 39 | | 23 59 | | | | | | | |
| S Köllnische Heide | | 0 22 | 0 42 | | | | | | 6 42 | | 0 02 | | | | | | | |
| S+U Neukölln | | 0 24 | 0 44 | | | | | | 6 44 | | 0 04 | | | | | | | |
| S+U Hermannstr. | | 0 26 | 0 46 | | | | | | 6 46 | | 0 06 | | | | | | | |
| S+U Tempelhof | | 0 30 | 0 50 | | | | | | 6 50 | | 0 10 | | | | | | | |
| S Südkreuz Bhf | o | 0 32 | 0 52 | | | | | | 6 52 | | 0 12 | | | | | | | |

S47**S Südkreuz Bhf – S Spindlersfeld****← S47**

S-Bahn Berlin GmbH

Alle Züge 2. Klasse und 
(Tarif des Verkehrsverbundes Berlin-Brandenburg [VBB])

| | | montags bis freitags, nicht an Feiertagen | | | | | | | | | | | | | | | | | |
|---------------------------|-----------|---|------|------|------|------|--|------|------|------|------|--|--|------|-----|-------|--|--|--|
| Verkehrshinweise | | | | | | | | | | | | | | | | | | | |
| S Südkreuz Bhf | ab | 0 05 | 0 25 | 0 45 | | 1 05 | | | | | | | | 5 05 | -20 | 23 45 | | | |
| S+U Tempelhof | | 0 07 | 0 27 | 0 47 | | 1 07 | | | | | | | | 5 07 | | 23 47 | | | |
| S+U Hermannstr. | | 0 10 | 0 30 | 0 50 | | 1 10 | | | | | | | | 5 10 | | 23 50 | | | |
| S+U Neukölln | | 0 12 | 0 32 | 0 52 | | 1 12 | | | | | | | | 5 12 | | 23 52 | | | |
| S Köllnische Heide | | 0 15 | 0 35 | 0 55 | | 1 15 | | | | | | | | 5 15 | | 23 55 | | | |
| S Baumschulenweg | | 0 17 | 0 37 | 0 57 | | 1 17 | | | | | | | | 5 17 | | 23 57 | | | |
| S Schöneweide Bhf | o | 0 20 | 0 40 | 1 00 | | 1 20 | | | | | | | | 5 20 | | 00 00 | | | |
| S Schöneweide Bhf | ab | 0 20 | 0 40 | | 1 00 | 1 20 | | 4 20 | 4 40 | 5 00 | 5 20 | | | | | 00 00 | | | |
| S Oberspree | | 0 23 | 0 43 | | 1 03 | 1 23 | | 4 23 | 4 43 | 5 03 | 5 23 | | | | | 00 03 | | | |
| S Spindlersfeld | o | 0 26 | 0 46 | | 1 06 | 1 26 | | 4 26 | 4 46 | 5 06 | 5 26 | | | | | 00 06 | | | |

